

Classpad Help Series sponsored by Casio Education Australia		www.casioed.net.au	
985	Create A Small Program	Author	Charlie Watson
		Date	20 March 2011
		CPM OS	03.05.0000

Open the Program application.

We'll create a short program to list the values of nC_0 to nC_n and call it **nc**.

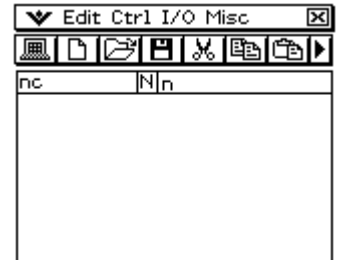
Tap **Edit, New File**.

Enter a short name for the program, eg **nc**.

Tap **OK**.

We'll run the program in Main by typing **nc(n)**.

Enter n as a parameter in the box shown, so that Classpad expects a single parameter and assigns it to the variable n .



It is good practice to add comments.

Precede a comment - in this case the version and date of writing - by an apostrophe as shown in the first line.

Blank lines are ignored - useful for making the program easy to follow.

The second line tells Classpad to keep the variables p , i and n 'local' - they are only visible to the program.

The third line clears the text box that we can use to display results.



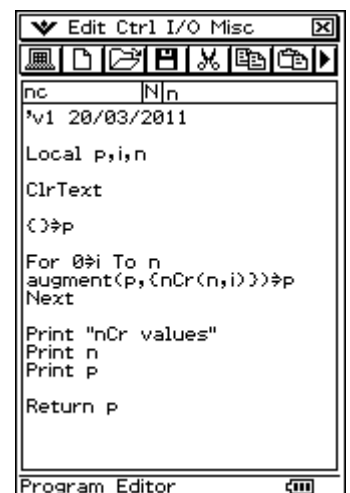
The fourth line of code creates an empty list which is stored as the variable p .

The next three lines of code use a For... Next loop to augment the values $nCr(0)$... $nCr(n)$ to the list p .

The following three lines print a text message and then the values of n and p to the text box.

The last line returns list p to the Main screen.*

Tap **Edit, Save File**.



* This line of code will produce an error in any Classpad running an OS older than 3.03.

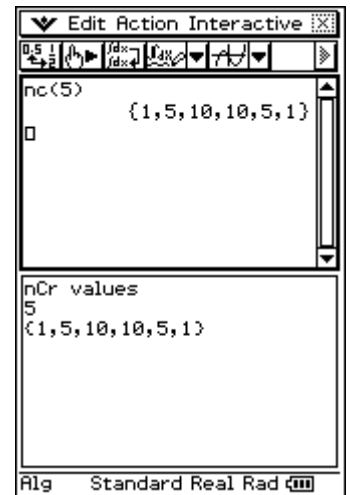
Open the **Main** application to test our program.

Enter **nc(5)** and tap **EXE**.

The six coefficients are returned in a list in the Main (top) window.

The three print statements appear in the lower text box.

Tap **Resize** to close the text box.



Return to the program editor and re-open the **nc** program.

For distribution, you may want to compress the program, which stops users from changing and possibly corrupting your code.

Tap **Edit, Compress**.

Enter a Backup File name, such as **ncb** and tap **OK**.

Classpad now compresses and saves the original **nc** file, and at the same time saves a copy of the original editable code as **ncb**.



The difference between the two files can be seen in the Variable Manger.

The compressed file, **nc**, takes up 160 bytes of memory and is an EXE type of file.

The copy of the original file, **ncb**, takes up 296 bytes of memory and is a PRGM type of file.

