

Open the Sequence application.

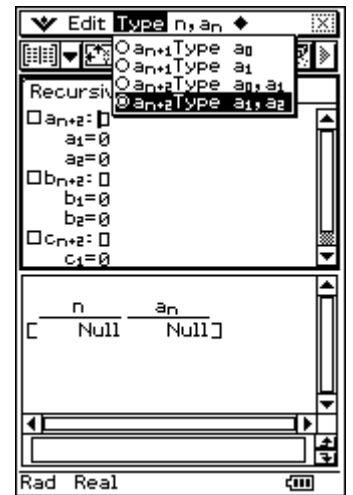
Tap **Edit**, **Clear All**, **OK**.

Find and graph the first 10 terms of the Fibonacci sequence given by

$$T_{n+2} = T_{n+1} + T_n, T_1 = 1, T_2 = 1$$

and then find the ratio of consecutive terms.

Tap **Type** and choose the 4th type.



Enter the recursive formula on the first line using the n, a_n menu and the keyboard.

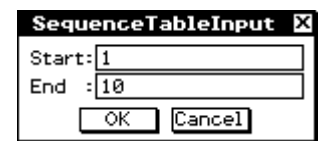
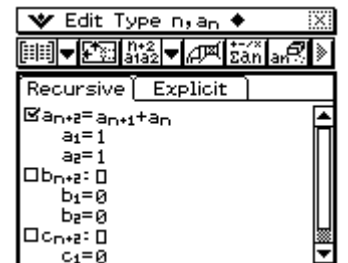
Tap **EXE**.

Enter the first term as **1** and then the second term as **1**.

Check that the formula is selected: $a_{n+2} = a_{n+1} + a_n$

Tap

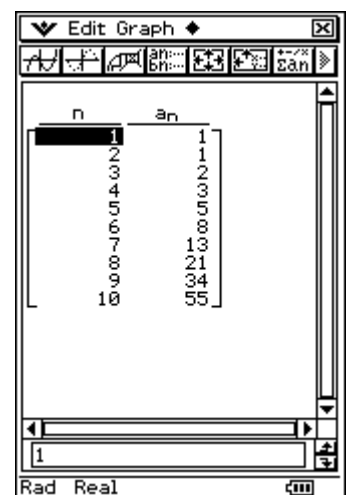
Use Start and End to set the first term as **1** and last term as **10** and then tap **OK**.




Tap

Tap **Resize**.

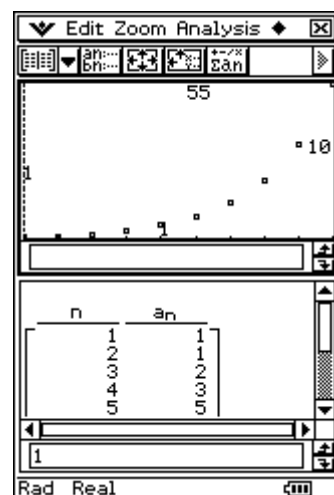
The first ten terms are displayed.





Tap .

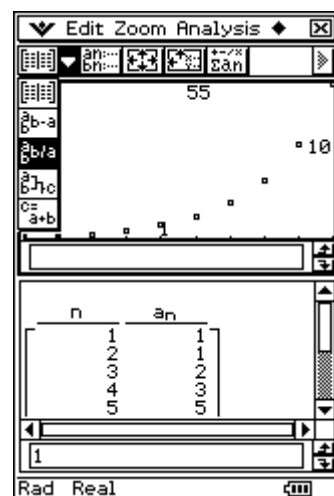
Tap **Zoom, Auto**.

The ten terms are plotted and scaled to fit the window.



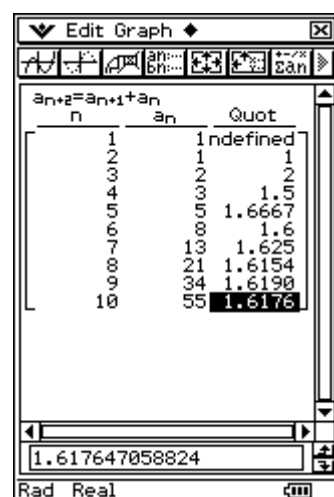
Tap the drop-down arrow next to .

Tap .



Tap **Resize**.

The ratio of the first ten terms are displayed and can be seen to start approaching the value of golden ratio of $\frac{1+\sqrt{5}}{2}$.



Tap  to close the window and return to the sequence editor.