

Solving an Equation

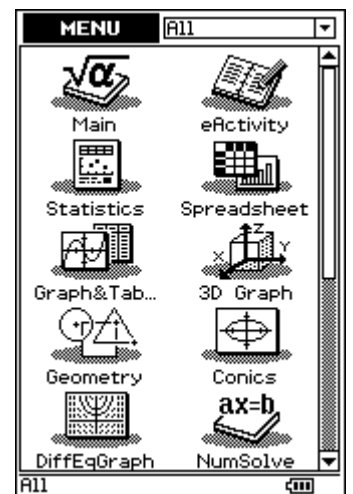
There are two methods in which equations may be solved :

- Interactively step by step in the main screen (as you would do with pencil and paper normally)
- Using the Solve command from the embedded screen menus.

This task uses the second option.



Tap the Main screen icon



Solve the equation $7x - 3 = 2x + 4$ (Using the Solve command)

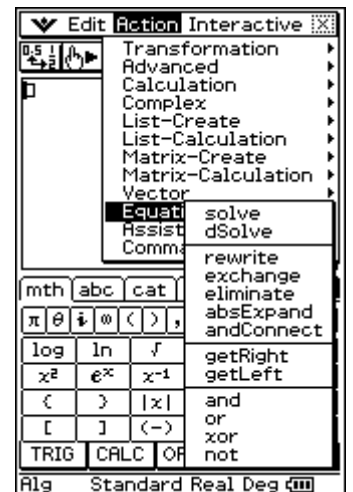
Either

Press **Keyboard**

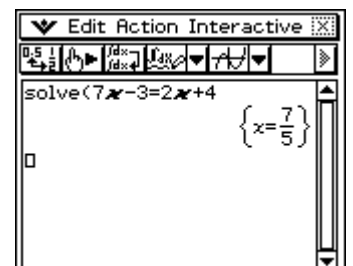
Tap **Action, Equation/Inequality, solve**

Enter $7x - 3 = 2x + 4$

Press or tap **EXE**

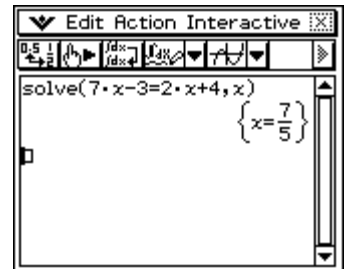


NOTE: x is the default variable



or

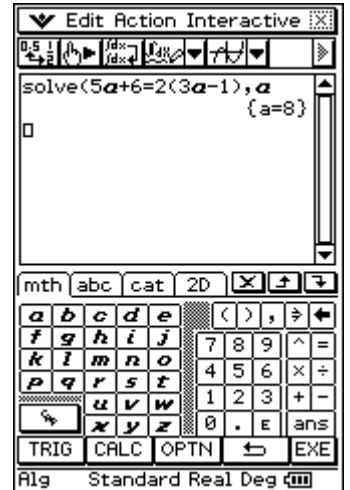
- Press **Keyboard**
- Enter $7x - 3 = 2x + 4$
- Select the entire equation.
- Tap **Interactive, Equation/Inequality, solve**
- Tap **OK**



Solve the equation $5a + 6 = 2(3a - 1)$ (Using the Solve command)

Either

- Press **Keyboard**
- Tap **Action, Equation/Inequality, solve**
- Enter $5a + 6 = 2(3a - 1), a$
- Press or tap **EXE**



NOTE:

- Tap **VAR** to obtain the variable a .
- It is necessary to specify that a is the variable.

or

- Press **Keyboard**
- Enter $5a + 6 = 2(3a - 1)$
- Select the entire equation.
- Tap **Interactive, Equation/Inequality, solve**
- Enter a for the variable
- Tap **OK**

