

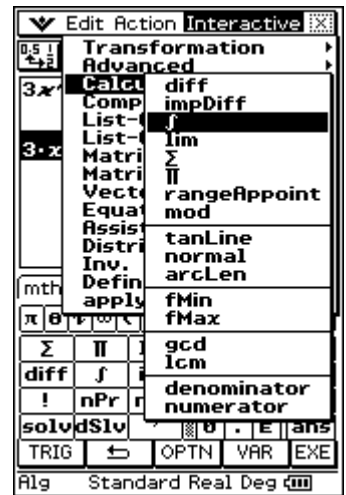
Classpad Help Series sponsored by Casio Education Australia		www.casioed.net.au	
142	Integration Basics	Author	Charlie Watson
		Date	31 January 2010
		CPM OS	03.04.4000

Start in the Main application.

Enter the expression $3x^2 - 2$ and tap EXE.

Drag a copy of the expression onto the next line and drag the pen back across it to select.

Tap **Interactive**, **Calculate**, \int .



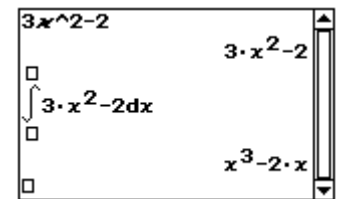
The \int dialogue box opens.

For an indefinite integral with respect to x , simply tap **OK**.



Classpad completes the syntax and returns the indefinite integral.

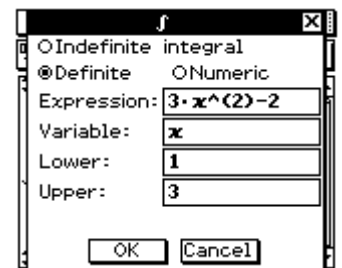
Note that you still need to remember to add the constant of integration.



Drag another copy of the expression onto the next line and drag the pen back across it to select.

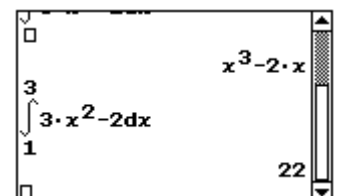
Tap **Interactive**, **Calculate**, \int .

For a definite integral with respect to x tap the **Definite** button and enter the limits of integration (use 1 as the lower and 3 as the upper).



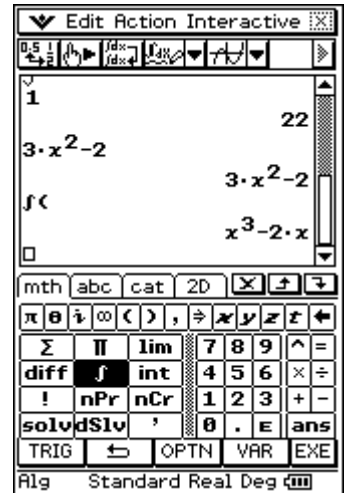
Tap **OK**.

Classpad completes the syntax and returns the value of the definite integral.



A simple shortcut for indefinite integrals with respect to x is as follows.

Enter the expression, tap **EXE**, tap the **mth** tab, **CALC**, **∫** and **EXE**.



The \int_{\square}^{\square} template can be found in the **2D** tab.

Integration with respect to any variable is possible.

