

Classpad Help Series sponsored by Casio Education Australia		www.casioed.net.au	
002	Setting Up 2 – Main	Author	Mahendra Vaswani
		Date	1 Jan 2008
		CPM OS	03.01.3000.0240

From the menu at the bottom of the screen, tap

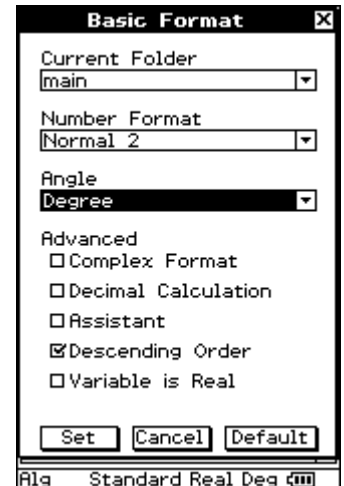


Tap , **Basic Format, Default**

Under **Number Format**, tap **Normal 2**

Under **Angle**, tap **Degree**

Tap **Set**.

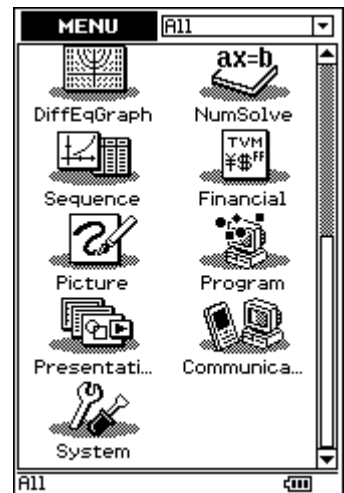


From the menu beneath the screen, tap



Scroll down using the scroll bar on the right hand side of the screen.

Tap




Tap **System** at the top of the screen.

Tap **ClassPad Name**

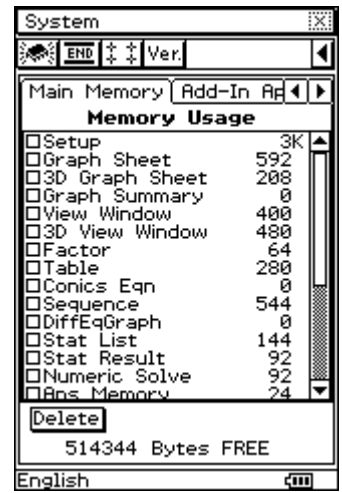
Enter your name.

Tap **Set**



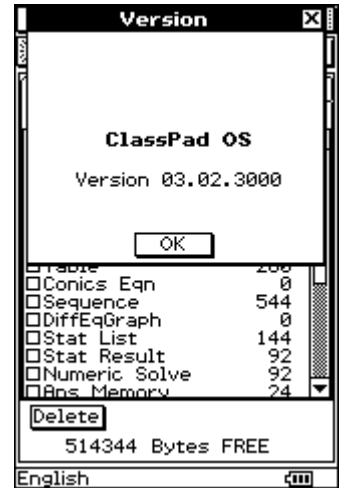
Tap  on the top right hand side of the screen.

Tap **Ver.**



This should display the current (Jan 2008) Operating System as 3.02

Tap **OK.**



From the menu beneath the screen, tap



You should now be ready to start using ClassPad.

