

Changing a User Defined Function.

If a function has already been defined, simply redefine it using the same name as shown at right.

Editing a User Defined Function.

From the menu choose the Program app.

Tap Edit, Open File.

Set the Type to Function.

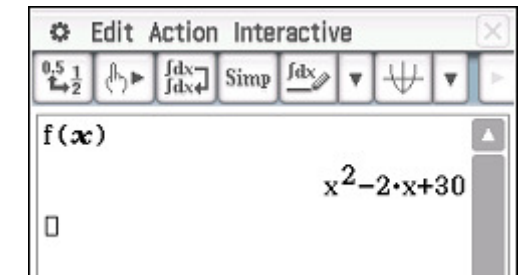
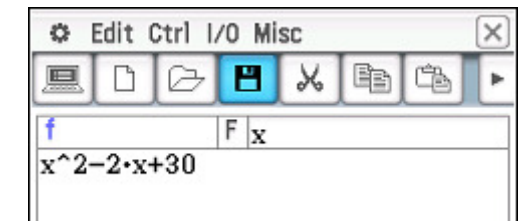
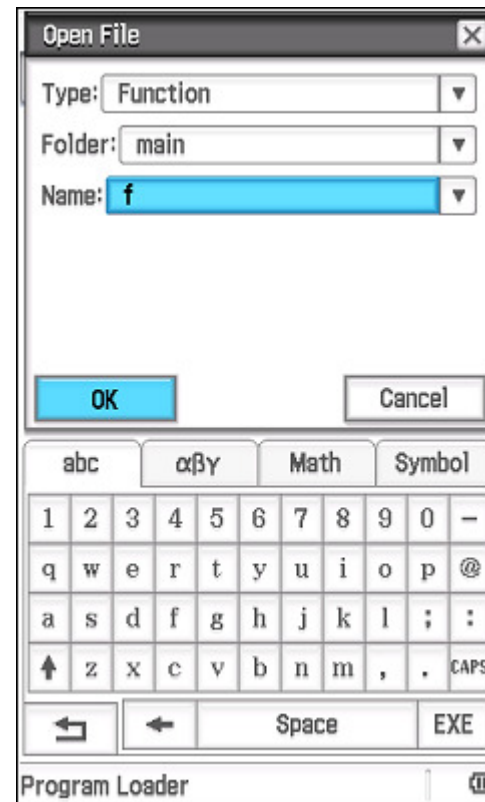
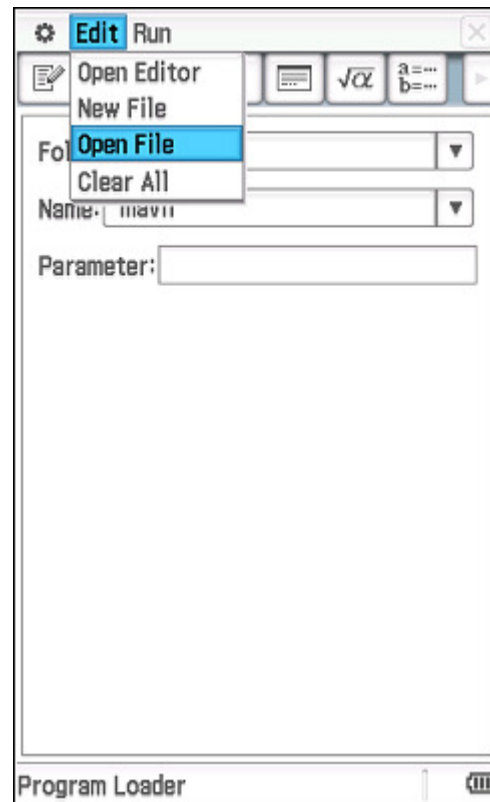
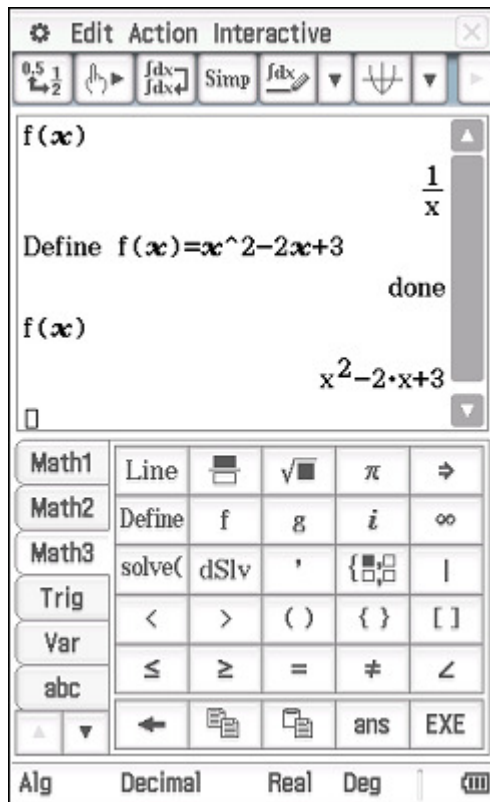
Check that the Folder is set to 'main'.

Then choose the required function from the Name box and tap OK.

The function definition is displayed.

Edit the function as required and tap Edit, Save File, Save.

Return to Main, enter the function and see that it has now been updated.



Deleting a User Defined Function.

From Main, tap **Settings, Variable Manager**.

Select the function(s) to be deleted by tapping the relevant checkboxes.

Tap the main folder to highlight it and tap main again to open it.

*Note that functions will have 'FUNC' as their variable type.*

Tap **Close** and **Close** to return to Main.

Tap **Edit, Delete** and confirm with **OK**.

The function(s) have been deleted.

