

Classpad Help Series sponsored by Casio Education Australia		www.casioed.net.au	
201	Solving Equations Step By Step	Author	Monty Campbell
		Date	1 Jan 2008
		CPM OS	03.01.3000.0240

### Solving an Equation

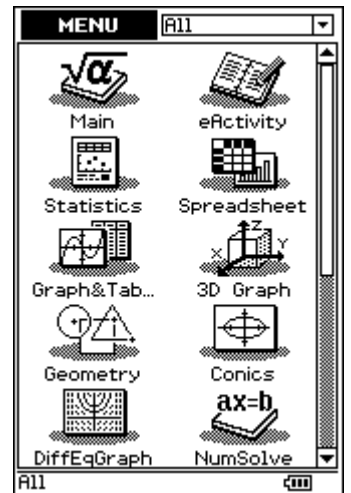
There are two methods in which equations may be solved :

- Interactively step by step in the main screen (as you would do with pencil and paper normally)
- Using the Solve command from the embedded screen menus.

This task uses the first option.

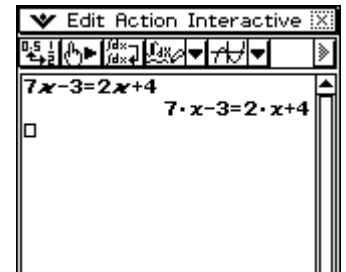


Tap the Main screen icon



Solve the equation  $7x - 3 = 2x + 4$  (Interactive step by step method)

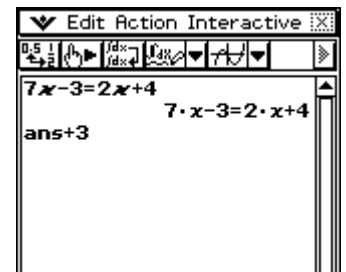
Enter in the equation then press **EXE**.



Then we could ask “What do we want to do to both sides”

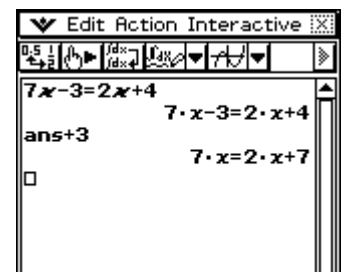
Add 3 to both sides!

Enter + 3



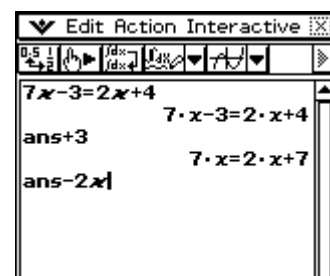
Then press or tap **EXE**.

We then obtain ..... (after adding 3 to both sides)



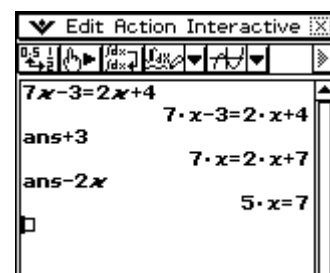
Then subtract  $2x$  from both sides.

Enter  $-2x$  (subtract key NOT the  $(-)$  key !)



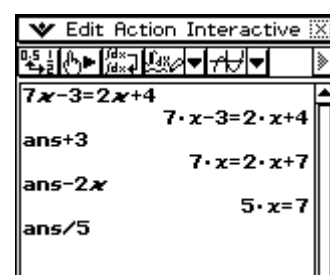
Then press or tap **EXE**.

We then obtain ....



Then divide both sides by 5.

Enter  $\div 5$



Then press or tap **EXE**.

We obtain our exact answer (being in Standard mode not Decimal).

