

Start in Main.

Tap **Settings, Keyboard**.

You can also press the blue Keyboard button on the handheld unit.

The keyboard fills the bottom half of the screen.

Next to the **math**, **abc**, **cat** and **2D** tabs are icons for cut, copy and paste.

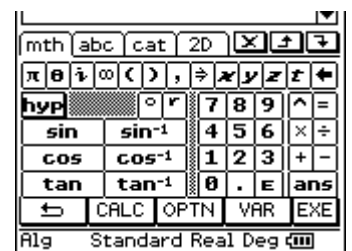


At the far right of the second row (after x, y, z and t) is backspace 

Tap on **TRIG**.

sin, cos and tan can be found here.

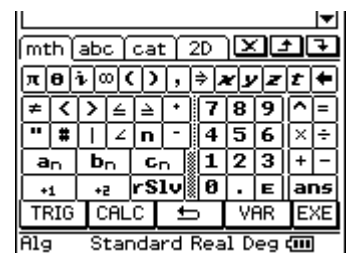
Tap on  to return.



Tap on **OPTN**.

Inequalities can be found here.


Tap on  to return.



Tap on **VAR**.

Single letter variables other than x and y can be found here.



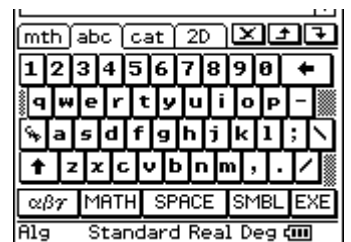
Tap on 

Single letter upper-case variables are different to lower-case variables.



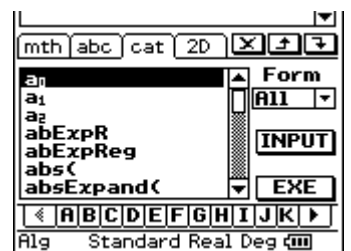
Tap on the **abc** tab.

It's best to avoid this part of the keyboard unless you simply want to type text - when saving a file, naming your Classpad or creating an eActivity.



Tap on the **cat** tab.

You can access all types of function here – mostly for advanced users.



Tap on the **2D** tab.

This is the student's friend! You can use these templates to make mathematical expressions and equations look just like they are in the textbook.

